

Final Web-Site Project

CMT111-01/M1—Spring 2011



Specifications for Final Project

CMT111-01/M1—Final Project—24 Jan 11 — 2

- **Subject:** your choice, but I expect to see a unified theme, e.g. *My Dogs*, *My Favorite Bands*, *My Favorite Books/TV Shows*, *My Crazy Relatives*, etc. You can, of course, do a web site for a flower shop, bakery, travel agency, etc. if you prefer.
- **Length:** At least five (5) pages, e.g. home page giving a site overview or summary and then four more pages, each of which features one dog, band, book, crazy relative, contact info, etc.
- **Consistent look and lay out** on all pages
 - Use linked style sheet to enforce this
 - Use *semantic* markup, i.e. avoid in-line styles or slapping class declarations on each <p> tag
- **Unified navigation scheme**, e.g. some kind of common navigation bar at top or along the side of each page. Simple text-based links are fine.
- **graphic objects:** at least two, positioned appropriately to the text, e.g. if you don't begin talking about a particular dog/crazy relative until the third paragraph, then the picture should be positioned on the level of the third paragraph.
- **address/contact footer:** with an e-mail link *on each page*
- **Due Date:**
 - The syllabus says I should be able to see a preliminary version by 30 April
 - Final version due last day of class: 9 or 12 May 2011

Final Project Submission

CMT111-01/M1—Final Project—24 Jan 11 — 3

- **The final projects *must be* uploaded to the internet**
 - web-site url: <http://docpiper.com/yourUserName/>
 - home page must be *index.html*
- **Internet access through sexyFileManager**
 - must use sexyFileManager to upload files
 - use sexyFileManager to create directories
 - details on next slides
- **create files however you wish**
 - simple plain-text editing allowed in sFM
 - create in Notepad++ and upload
 - create in DW and upload
 - Unfortunately, can't upload from within DW
- ***DO NOT* e-mail files to me**
 - I will only grade your site on-line
 - I will not grade sites on any other server

sexyFileManager

CMT111-01/M1—Final Project—24 Jan 11 — 4

- **sexyFileManager is a simple application that allows up/down loads to internet along with some simple text-file editing**
- **sFM provides secure server access to *restricted* directories**
 - you can't get yourself in trouble
 - you can't cause trouble for others
- **you will be given a userName and password**
 - if you forget, e-mail CMT111@docPiper.com
- **log-in url: <http://docpiper.com/yourUserName/files/>**
 - **NOTE:** this is *not* the same url as your web site!
 - *files/* added on

sexyFileManager Log-in Page

CMT111-01/M1—Final Project—24 Jan 11 — 5

- **Dead simple**
 - fill in username
 - fill in password
 - click button



sexyFileManager *Secure, simple.*

Username:

Password:

Log in

sexyFileManager—Landing page

CMT111-01/M1—Final Project—24 Jan 11 — 6

- File-list view
- Most operations take place in this pane
- Help is available if you need it

Log out

sexyFileManager *Secure, simple.* Files About Help

Upload a file Create a new directory Create a new file




Name↓	Type	Date modified	Size
__Home	__CurRoot	2009-11-30 15:21:24	--
index.html	html	2009-11-24 23:23:45	275B

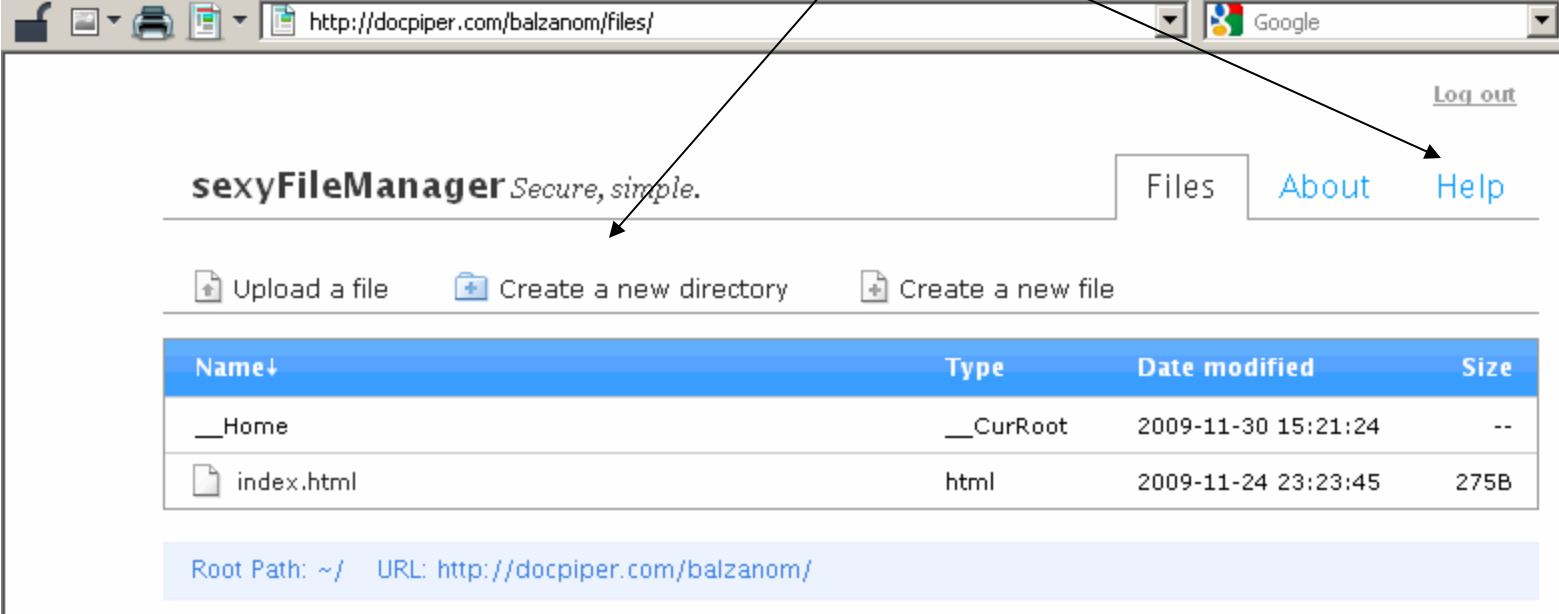
Root Path: ~/ URL: http://docpiper.com/balzanom/

sexyFileManager

— Upload a File or Create a New Directory/File

CMT111-01/M1—Final Project—24 Jan 11 — 7




- Click the appropriate icon at the top of the file list
 - upload a file from your hard drive 
 - create a new *directory* 
 - create a new *file* 
- Help is available if you need it




http://docpiper.com/balzanom/files/ Google

Log out

sexyFileManager *Secure, simple.* Files About Help

 Upload a file  Create a new directory  Create a new file



Name↓	Type	Date modified	Size
__Home	__CurRoot	2009-11-30 15:21:24	--
 index.html	html	2009-11-24 23:23:45	275B

Root Path: ~/ URL: http://docpiper.com/balzanom/

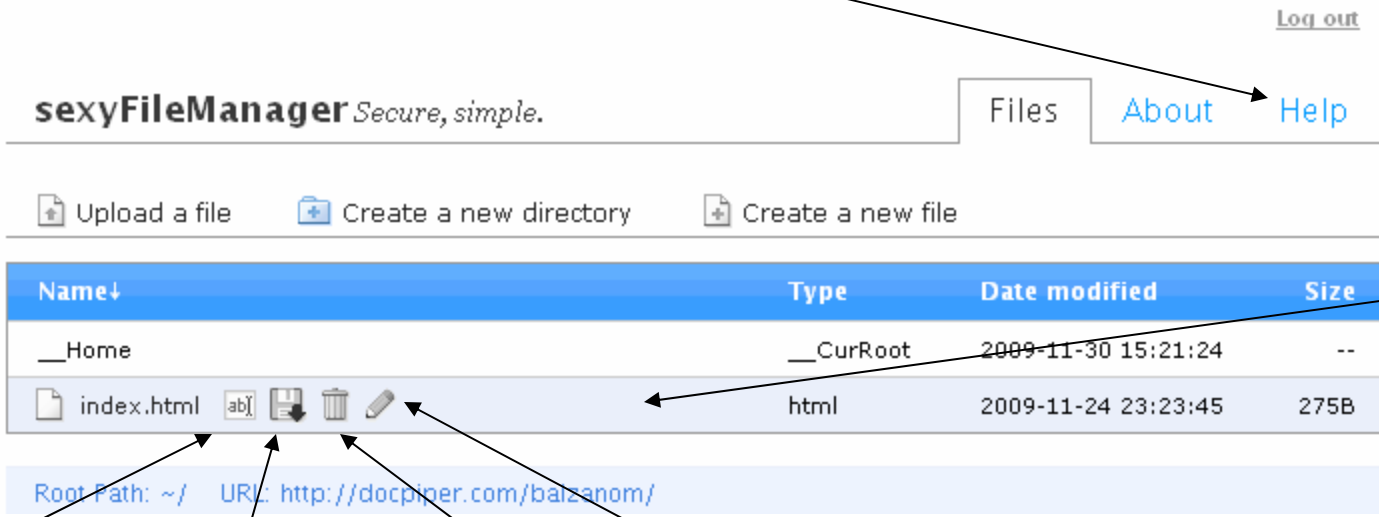
Working with Existing File

— Hover Mouse to see options


- The icons (see figure) show the options

- rename 
- save 
- delete 
- edit 

- Detailed instructions in the *help* tab



The screenshot shows the sexyFileManager interface. At the top, there are navigation tabs: Files, About, and Help. The Help tab is highlighted, and a text box on the right says "Hovering mouse over line highlights the line and shows options". Below the tabs, there are three main actions: Upload a file, Create a new directory, and Create a new file. A table lists files and directories:

Name↓	Type	Date modified	Size
__Home	__CurRoot	2009-11-30 15:21:24	--
 index.html	html	2009-11-24 23:23:45	275B

Below the table, there are four icons for file management: rename, save, delete, and edit. Arrows point from these icons to labels below: rename, save (download), delete, and edit. At the bottom, the Root Path is ~/ and the URL is http://docpiper.com/balzanom/.

sexyFileManager—Edit a File

CMT111-01/M1—Final Project—24 Jan 11 — 9

- Simple text editor
- *can't* use tab key
- can also use this pane for *rename, download or delete*
- *Manage files* takes you back to file list

Merely enter text in this pane; then click *Save*.

Sorry, no undo



The screenshot shows the sexyFileManager interface. At the top, there's a header with the text "sexyFileManager Secure, simple." and navigation links for "Files", "About", and "Help". Below the header, there are two tabs: "Manage files" and "Edit file". The "Edit file" tab is active, showing a text editor for the file "index.html". Above the text editor, there are icons for "Rename", "Download", and "Delete". The text editor contains the following HTML code:

```
<html>
<head>
<title>Michael Balzano's Web Site</title>
</head>
<body>
<h1>Welcome to Michael Balzano's Web Site</h1>
<p> Hi guys,<br />
Here is my nifty web site. The good doc taught me how to do it.</p>
<p> You should take a class from the doc</p>
</body>
</html>
```

At the bottom of the text editor, there are buttons for "Save" and "Cancel and return to file manager", along with an "Expand" link. At the very bottom of the page, there is a status bar showing the "Root Path: ~/index.html" and the "URL: http://docpiper.com/balzanom/index.html".

Root Path: ~/index.html URL: http://docpiper.com/balzanom/index.html

Some Caveats

CMT111-01/M1—Final Project—24 Jan 11 — 10

- **sexyFileManager is not the greatest thing since sliced cheese**
 - It is, however, secure and very simple to use
- **It will not over-write a file**
 - you must first delete a file
 - then upload the new file
 - yes, I know this is a p.i.t.a.
- **It doesn't allow copying or moving files**
 - you have to re-upload them to new directory to move or copy them
- **I'm sorry about this, but my buddy who made this has moved on**
 - in theory, I could fix some of these issues, but probably not before summer

Log-out When you are Finished

CMT111-01/M1—Final Project—24 Jan 11 — 11

log out

Log out

sexyFileManager *Secure, simple.* Files About Help

Upload a file Create a new directory Create a new file

Name↓	Type	Date modified	Size
__Home	__CurRoot	2009-11-30 15:21:24	--
index.html	html	2009-11-24 23:23:45	275B

Root Path: ~/ URL: <http://docpiper.com/balzanom/>